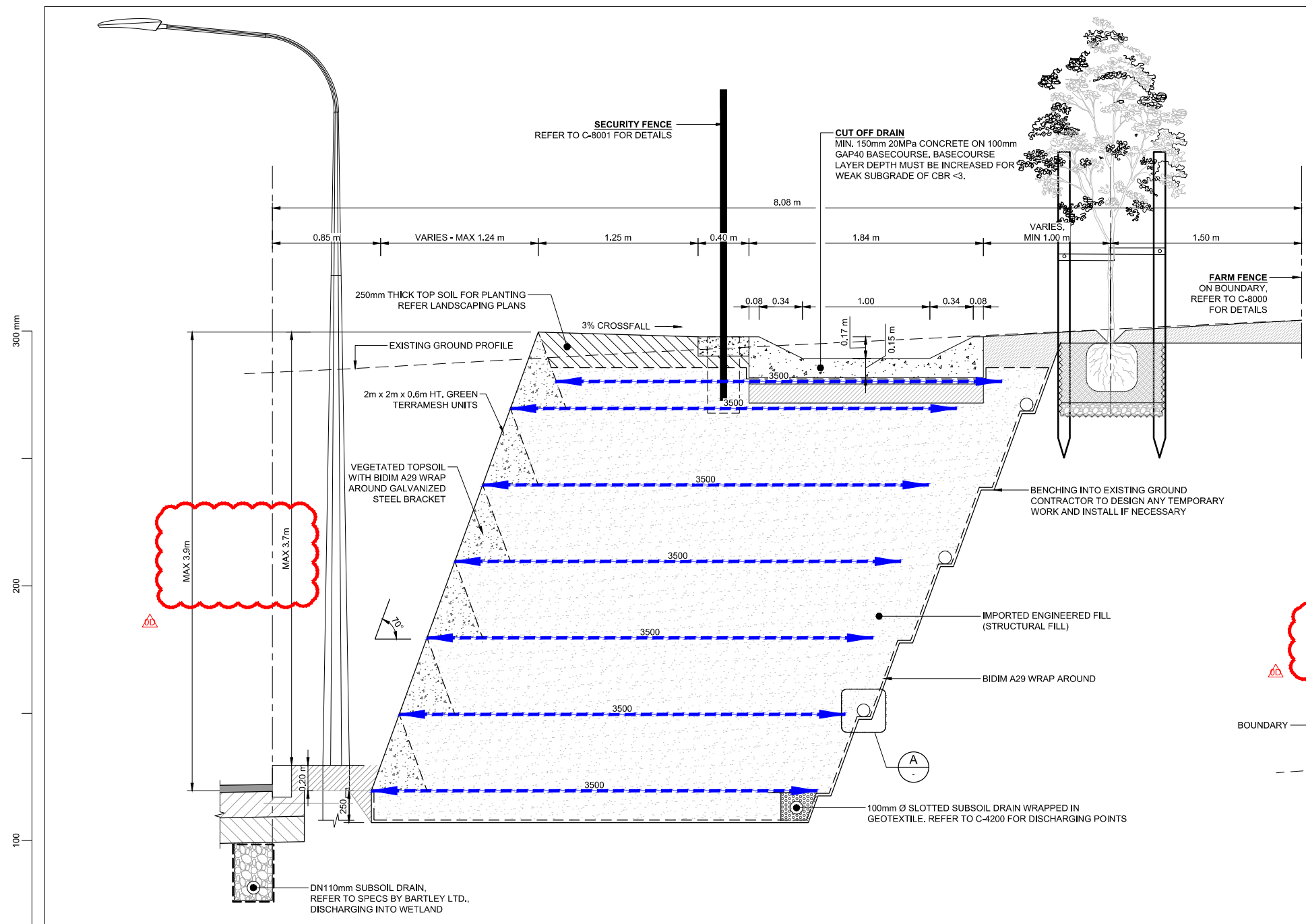
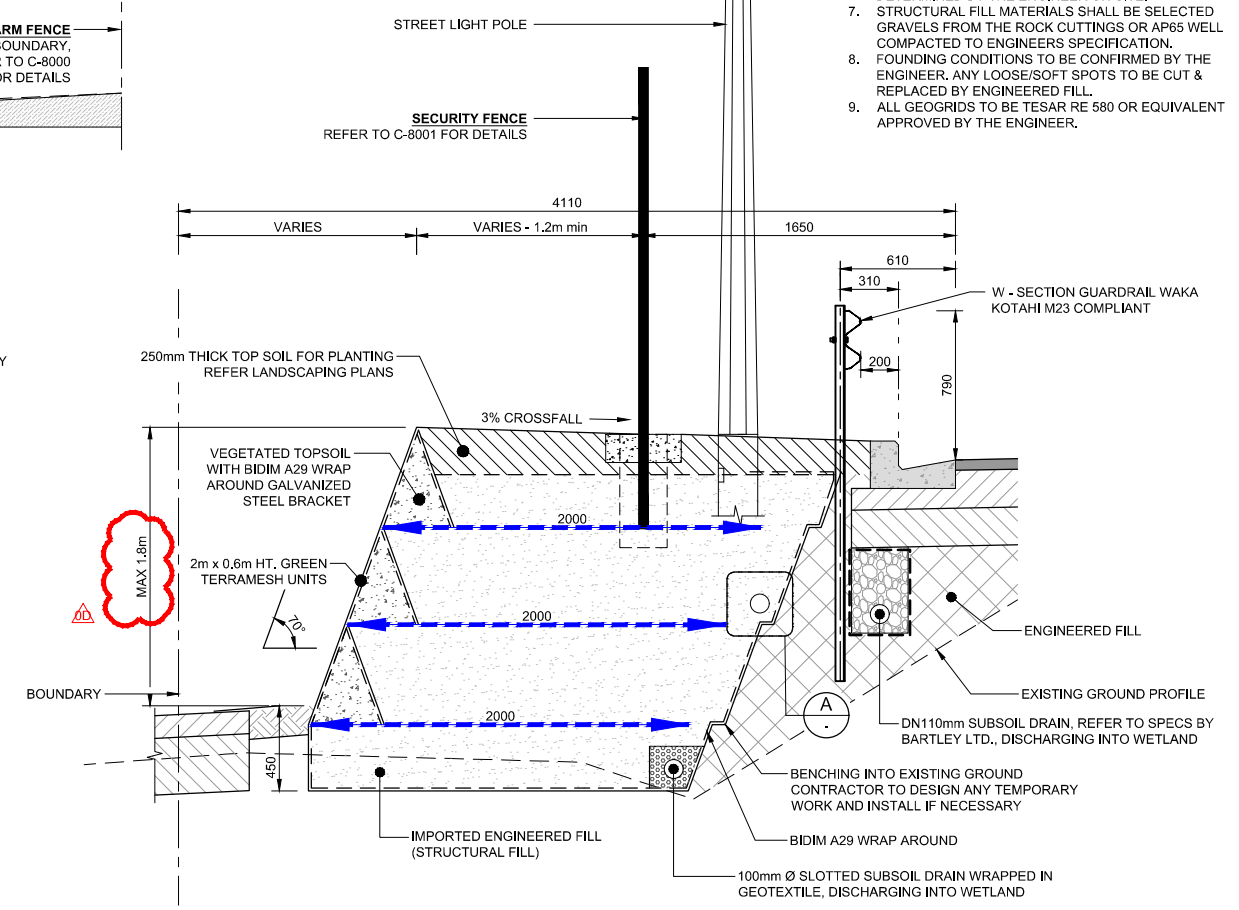


TERRAMESH GREEN WALL NOTES

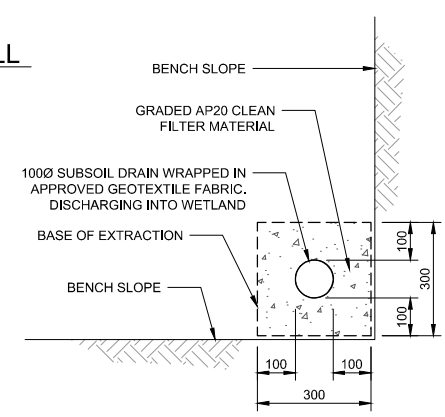
1. ALL DIMENSIONS IN mm UNLESS OTHERWISE SPECIFIED.
2. THIS DRAWING TO BE READ IN CONJUNCTION WITH THE WSP GEOTECHNICAL SPECIFICATIONS.
3. FOR GENERAL ARRANGEMENTS OF WORKS SHOWN ON THIS DRAWING, REFER TO EARTHWORKS PLAN.
4. EXISTING SERVICES NOT SHOWN. VERIFY LOCATION OF ALL EXISTING SERVICES ON SITE BEFORE COMMENCING ANY WORKS.
5. IN WET AREAS, THE SUBSOIL DRAINS SHALL BE PLACED WITHIN A 300mm THICK DRAINAGE BLANKET COMPRISING FREE DRAINING MATERIAL WRAPPED IN GEOTEXTILE. THE DRAINAGE BLANKET SHALL BE UNDERNEATH THE 150mm MIN THICK STRUCTURAL FILL BELOW THE LOWEST LEVEL OF THE GEOGRID.
6. UNDERCUT & SOIL REPLACEMENT SHALL BE DETERMINED BY THE ENGINEER ON SITE.
7. STRUCTURAL FILL MATERIALS SHALL BE SELECTED GRAVELS FROM THE ROCK CUTTINGS OR AP65 WELL COMPACTED TO ENGINEERS SPECIFICATION.
8. FOUNDING CONDITIONS TO BE CONFIRMED BY THE ENGINEER. ANY LOOSE/SOFT SPOTS TO BE CUT & REPLACED BY ENGINEERED FILL.
9. ALL GEOGRIDS TO BE TESAR RE 580 OR EQUIVALENT APPROVED BY THE ENGINEER.



TYPICAL CROSS SECTION - TYPE 1 TERRAMESH GREEN WALL
SCALE: 1:20 @ A1, 1:40 @ A3



TYPICAL CROSS SECTION - TYPE 2 TERRAMESH GREEN WALL
SCALE: 1:20 @ A1, 1:40 @ A3



A SUBSOIL DRAIN DETAIL
SCALE: 1:10 @ A1, 1:20 @ A3

REVISION	AMENDMENT	APPROVED	DATE
0A	ISSUED FOR TENDER	F.R.	2023-11-13
0B	ISSUED FOR RESOURCE CONSENT - S92 RESPONSE	F.R.	2024-01-19
0C	ISSUED FOR TENDER	F.R.	2024-01-31
0D	ISSUED FOR RESOURCE CONSENT - S92 RESPONSE	F.R.	2024-03-08



CIVIL

SCALES		ORIGINAL SIZE
1:10, 20 (A1), 1:20, 40 (A3)		A1
DRAWN	DESIGNED	APPROVED
C. ESPINOSA	S. GABRIEL	F. RAHMAN
DRAWING VERIFIED	DESIGN VERIFIED	APPROVED DATE
C. NELLES	S. ARUMUGAM	2024-03-08

TENDER

PROJECT		SHEET NO.	REVISION
WAKA KOTAHI NZ TRANSPORT AGENCY BOMBAY, AUCKLAND WEIGH RIGHT PROGRAMME - BOMBAY CVSC		C-3011	0D
TITLE		RETAINING WALL DETAILS - SHEET 2 OF 2 TYPE 1 AND 2 - GREEN TERRAMESH WALL	
WSP PROJECT NO. (SUB-PROJECT)		5C4353-WSP-54-DR-	